


# SOFTLAWN

## EMERALD RYE



Lawn &  
Landscape

### PROPERTY

Primary/Stalk Yarn Polymer

Secondary/Thatch Yarn Polymer

Yarn Cross Section

Standard Colors

UV Stabilized

Fabric Construction

Primary Backing

Coating Type(s)

Perforations

Recommended Infill

Pile Height

Total Weight

ISO 9001 Quality Assured

Roll Width

### DESCRIPTION

Polyethylene

Polypropylene

Polyethylene Monofilament/  
Texturized Polypropylene

Field with Forest/Olive Thatch

Yes

Tufted

Dual layered woven polypropylene

SilverBack™ Polyurethane

Yes

2-3 lbs. Silica Sand

1 1/2"

69 oz.

Yes

15 Ft.

### ADVANTAGES

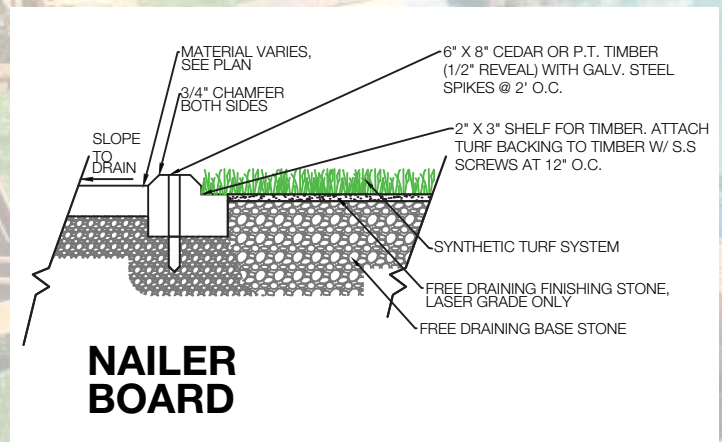
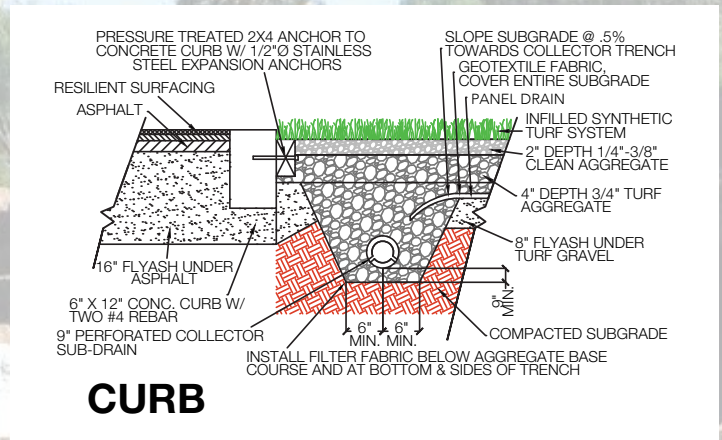
- Requires no water
- Virtually maintenance-free
- Fresh cut appearance
- Needs no chemicals or fertilizer
- Never needs mowing or insecticides
- Clean and can be cleaned - Unlike mulch and shredded rubber
- ADA/ABA compliant - Crutches won't sink in and wheelchairs roll
- Safety - No more buried glass or other harmful objects
- Lead Free
- Provides excellent drainage
- Recyclable components
- Does not support stain or odor causing bacteria, mold or mildew

# SOFTLAWN

## EMERALD RYE

### BENEFITS

Emerald Rye is an excellent landscape product, with a thatch layer for added body, reducing the amount of infill needed. The four color blend of this product provides an authentic look and feel that truly resembles a natural lawn. Emerald Rye can be used for landscapes, putting green fringes, playgrounds and pet areas.



It is the policy of Synthetic Turf International to continuously improve their line of products. Therefore, Synthetic Turf International reserves the right to change, modify or discontinue systems, specifications and accessories of all products at any time without notice or obligation to purchaser. These are standard specifications subject to manufacturing tolerances and consumer requests.