


SOFTLAWN

EZ PLAY



Playground
Surfaces

Pictured with urethane backing



PROPERTY

Primary/Stalk Yarn Polymer

Secondary/Thatch Yarn Polymer

Yarn Cross Section

Standard Colors

UV Stabilized

Fabric Construction

Primary Backing

Coating Type(s)

Perforations

Recommended Infill

Pile Height

Total Weight

ISO 9001 Quality Assured

Roll Width

DESCRIPTION

Polyethylene

Polypropylene

Polyethylene Monofilament/ Texturized Polypropylene

Field with Forest/Olive Thatch

Yes

Tufted

ArmorLoc™ 3L dual layer polypropylene

8mm Polyurethane Foam;
SilverBack™ Polyurethane

Yes

2-3 lbs. Silica Sand

1 1/4"

87 oz.

Yes

15 Ft.



ADVANTAGES

- IPEMA Certified Safety Surface Systems
- Soft and safe for kids with fall zone safety ratings to 12'
- ADA/ABA accessible play surfaces
- Virtually maintenance free
- Lush natural look and fresh cut appearance
- Eliminates grass and other environmental allergies
- No need for harmful chemicals, fertilizers, or pesticides
- Clean and can be cleaned unlike other alternatives
- Consistent performance over long periods of time and use
- Consistent performance over time and use
- Promotes sensory development

Standard Line and Field Colors*



*Custom colors available upon request

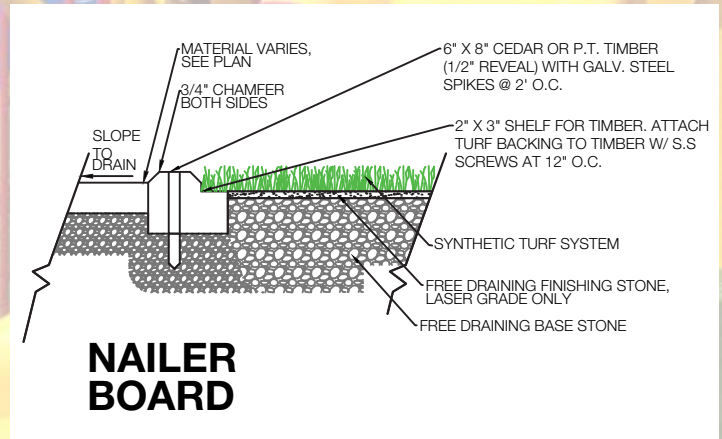
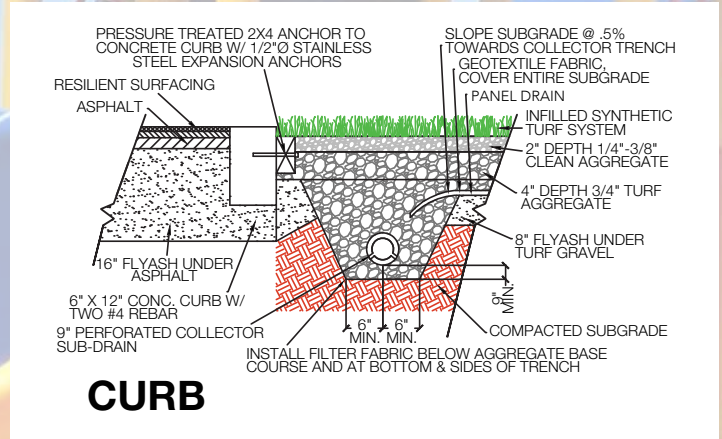


SOFTLAWN

EZ PLAY

BENEFITS

This is a signature playground product with a thatch layer for added body, reducing the amount of infill required. The four color blend of this surface provides an authentic look and feel that resembles a natural lawn. This product can also be used for landscapes, pet facilities and golf fringes.



It is the policy of Synthetic Turf International to continuously improve their line of products. Therefore, Synthetic Turf International reserves the right to change, modify or discontinue systems, specifications and accessories of all products at any time without notice or obligation to purchaser. These are standard specifications subject to manufacturing tolerances and consumer requests.